



# CONSTRUCTION

## Foundation Drilling DS and FD Conicals

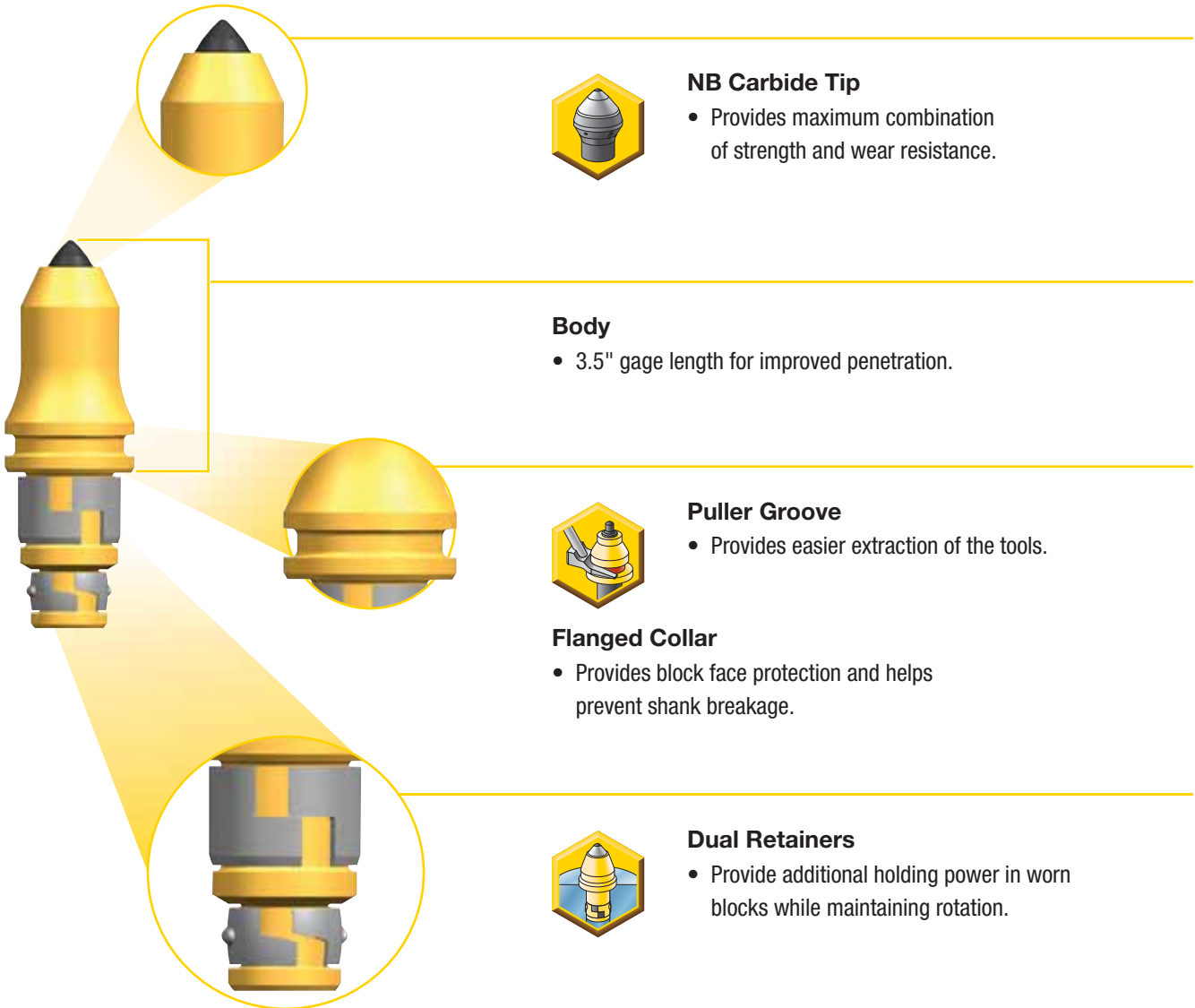


**NEW!** DSDR Series

**Cutting Conditions**



Medium



**NB Carbide Tip**

- Provides maximum combination of strength and wear resistance.

**Body**

- 3.5" gage length for improved penetration.



**Puller Groove**

- Provides easier extraction of the tools.

**Flanged Collar**

- Provides block face protection and helps prevent shank breakage.



**Dual Retainers**

- Provide additional holding power in worn blocks while maintaining rotation.

**NEW!** DSDR-X Series



**X Treatment**

- A unique heat treatment process that reduces steel wash and improves overall wear resistance.
- Improves tool life.

**Cutting Conditions**



Medium



Heavy



Severe



**NB Carbide Tip**

- Provides maximum combination of strength and wear resistance.



**X Series**

- Provides exceptionally durable bodies due to our proprietary hardness (throughout the entire head) for better wear protection.

**Body**

- Hardened steel alloy body for maximum strength. Four tools are available in standard 2.75" gage length.




**Puller Groove**

- Provides easier extraction of the tools.

**Flanged Collar**

- Provides block face protection and helps prevent shank breakage.



**Dual Retainers**

- Provide additional holding power in worn blocks while maintaining rotation.

**NEW!** FD25-X Series



**X Treatment**

- A unique heat treatment process that reduces steel wash and improves overall wear resistance.
- Improves tool life.

**Cutting Conditions**



Medium



Heavy



Severe



**NB Carbide Tip**

- Provides maximum combination of strength and wear resistance.



**X Series**

- Provides exceptionally durable bodies due to our proprietary hardness (throughout the entire head) for better wear protection.

**Body**

- Hardened steel alloy body for maximum strength. Four tools are available in standard 2.5" gage length.



**Puller Groove**

- Provides easier extraction of the tools.



**Retainer**

- Provides holding power in worn blocks while maintaining rotation.

**NEW!** **FD25W-X Series**



**X Treatment**

- A unique heat treatment process that reduces steel wash and improves overall wear resistance.
- Improves tool life.


**Cutting Conditions**



Heavy



Severe



**NB Carbide Tip**

- Provides maximum combination of strength and wear resistance.

**X Series**

- Provides exceptionally durable bodies due to our proprietary hardness (throughout the entire head) for better wear protection.

**Body**

- Hardened steel alloy body for maximum strength.  
Two tools are available in standard 2.5" gage length.

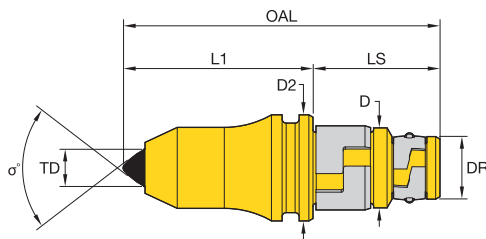
**Wide Collar**

- Provides increased block face protection.



**Retainer**

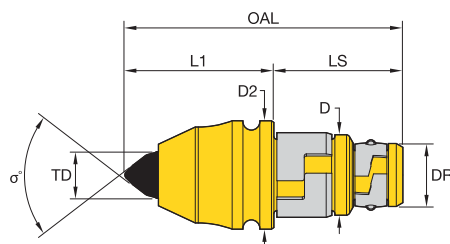
- Provides holding power in worn blocks while maintaining rotation.



■ SS 1.50" (38mm) Shank • Standard

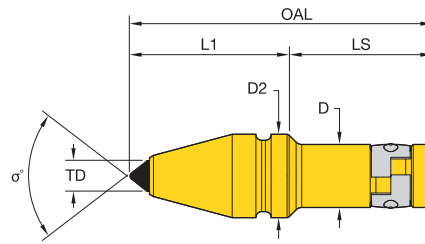
order number	catalog number	D		DR		TD		$\sigma^\circ$	L1		D2		LS		OAL		cutting condition
		mm	in	mm	in	mm	in		mm	in	mm	in	mm	in	mm	in	
5380220	DS101DR	37,70	1.480	29,46	1.160	17,53	.690	93 deg	89,15	3.510	50,04	1.970	59,94	2.360	149,10	5.870	SOFT TO MEDIUM
5380221	DS102DR	37,70	1.480	29,46	1.160	18,90	.744	100 deg	89,15	3.510	50,04	1.970	59,94	2.360	149,10	5.870	SOFT TO MEDIUM

DSDR-X Series

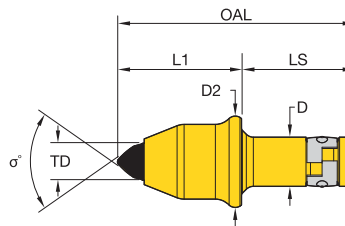


■ SS 1.50" (38mm) Shank • Standard

order number	catalog number	D		DR		TD		$\sigma^\circ$	L1		D2		LS		OAL		cutting condition
		mm	in	mm	in	mm	in		mm	in	mm	in	mm	in	mm	in	
5598218	DS103DR-X	37,72	1.485	29,52	1.162	17,53	.690	93 deg	69,85	2.750	50,80	2.000	60,45	2.380	130,30	5.130	MEDIUM
5598219	DS104DR-X	37,72	1.485	29,52	1.162	18,90	.744	100 deg	69,85	2.750	50,80	2.000	60,45	2.380	130,30	5.130	MEDIUM
5598260	DS105DR-X	37,72	1.485	29,52	1.162	21,87	.861	90 deg	69,85	2.750	50,80	2.000	60,45	2.380	130,30	5.130	SOLID ROCK
5603304	DS106DR-X	37,72	1.485	29,52	1.162	24,92	.981	100 deg	69,85	2.750	50,80	2.000	60,45	2.380	130,30	5.130	SOLID ROCK


**■ 1" (25mm) Shank • Standard**

order number	catalog number	D		TD		$\sigma^\circ$	L1		D2		LS		OAL		cutting condition
		mm	in	mm	in		mm	in	mm	in	mm	in	mm	in	
5619993	FD25-12.5-X	25,15	.990	12,22	.481	75 deg	63,50	2.500	33,27	1.310	56,90	2.240	120,40	4.740	MEDIUM
5619994	FD25-14-X	25,15	.990	13,72	.540	75 deg	63,50	2.500	33,27	1.310	56,90	2.240	120,40	4.740	MEDIUM
5619995	FD25-16-X	25,15	.990	16,23	.639	75 deg	63,50	2.500	38,10	1.500	56,90	2.240	120,40	4.740	MEDIUM TO HARD
5619996	FD25-17.5-X	25,15	.990	17,53	.690	93 deg	63,50	2.500	38,10	1.500	56,90	2.240	120,40	4.740	MEDIUM TO HARD

**FD25W-X Series**

**■ 1" (25mm) Shank • Heavy**

order number	catalog number	D		TD		$\sigma^\circ$	L1		D2		LS		OAL		cutting condition
		mm	in	mm	in		mm	in	mm	in	mm	in	mm	in	
5619998	FD25W-17.5-X	25,15	.990	17,53	.690	93 deg	63,50	2.500	46,74	1.840	57,40	2.260	120,90	4.760	SOLID ROCK
5619997	FD25W-19-X	25,15	.990	18,90	.744	100 deg	63,50	2.500	46,74	1.840	57,40	2.260	120,90	4.760	SOLID ROCK

**WORLD AND CORPORATE HEADQUARTERS**

**Kennametal Inc.**

1600 Technology Way  
Latrobe, PA 15650 USA  
Phone: 800 446 7738 (United States and Canada)  
E-mail: [ftmill.service@kennametal.com](mailto:ftmill.service@kennametal.com)

**EUROPEAN HEADQUARTERS**

**Kennametal Europe GmbH**

Rheingoldstrasse 50  
CH 8212 Neuhausen am Rheinfall  
Switzerland  
Phone: +41 52 6750 100  
E-mail: [neuhausen.info@kennametal.com](mailto:neuhausen.info@kennametal.com)

**ASIA-PACIFIC HEADQUARTERS**

**Kennametal Singapore Pte. Ltd.**

3A International Business Park  
Unit #01-02/03/05, ICON@IBP  
Singapore 609935  
Phone: +65 6265 9222  
E-mail: [k-sg.sales@kennametal.com](mailto:k-sg.sales@kennametal.com)

**INDIA HEADQUARTERS**

**Kennametal India Limited**

CIN: L27109KA1964PLC001546  
8/9th Mile, Tumkur Road  
Bangalore - 560 073  
Phone: +91 080 22198444 or +91 080 43281444  
E-mail: [bangalore.information@kennametal.com](mailto:bangalore.information@kennametal.com)



Kennametal Inc.  
1600 Technology Way  
Latrobe, PA 15650  
USA

[www.kennametal.com](http://www.kennametal.com)